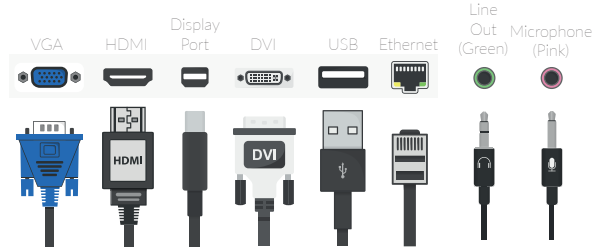


Setup Steps


1 Plug In



2 Connect Up




3 Switch on your PC and Monitor



If the PC has a graphics card connect the monitor to the card, not the motherboard.

Modern graphics cards do not come with VGA ports, so if you wish to use a VGA monitor you will need to purchase an adaptor:

Compatible monitor connections



VGA Adaptor





Help others find their perfect PC

Now you have found your PC, perhaps you could help others find theirs by reviewing Punch.



[amazon.co.uk](#) > [Your Account](#) > [Your Orders](#) > [Write a product review](#)



[facebook.com](#) > [Search \[@rollwithpunch\]](#) > [Reviews](#) > [Tell people what you think](#)



[google.co.uk](#) > [Search \[Punch Technology Review\]](#) > [Write a Review](#)

